



# Cleanroom Wiping Technique

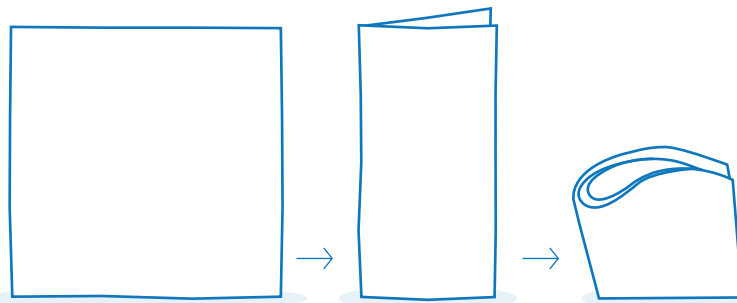
## for knitted wipes



The following cleanroom wiping technique is recommended for cleaning horizontal surfaces. We advise wiping from critical areas to less critical areas.

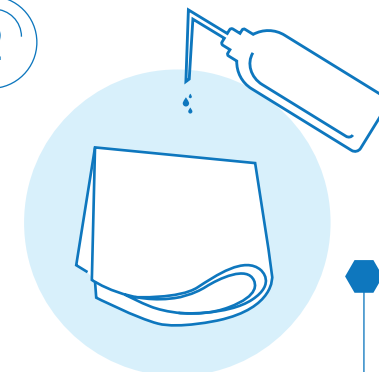


1



Create a quarter-folded wipe by folding the wipe in half then in half again.

2



If desired, use a squeeze bottle to saturate the wipe with disinfectant.  
NOTE: Not required for presaturated wipes

3



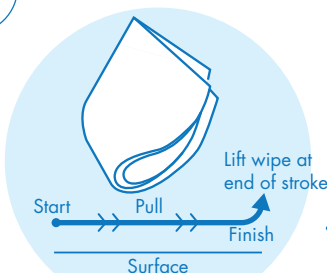
Hold the quarter-folded wipe at open edge, between thumb and forefinger.

4



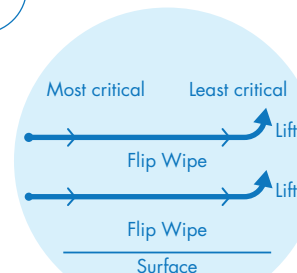
Pull wipe across surface to be cleaned placing equal pressure across the edge of your hand.

5



Lift the wipe at the end of each stroke, then unfold and re-fold wipe exposing clean surface before beginning new stroke.

6



Wipe in one direction from most critical to least critical areas of the surface, lifting the wipe at the end of each stroke, flipping and re-folding wipe before next stroke. Slightly overlap each stroke to ensure complete coverage of the surface.

7



Dispose of used wipe.